Tech4Biz
Excellence Guaranteed!

LEARNING MANAGEMENT SYSTEM (LMS)

CLOUDTOPIAA

LMS Presentation

01

Cloudtopiaa
Your Cloud Partner!

Table of Content

01

Introduction - Learning Management System

PAGE - 04

02

Home Dashboard for Students

PAGE - 06

03

Remote laboratories and Simulations

PAGE - 09

04

AI Chatbot - Personalized Tutoring Assistant

PAGE - 11

Table of Content

05

Dashboard: Student Scores and Performance Tracking PAGE - 14

06

Creating Quizzes - Customizable Quiz Controls PAGE - 17

07

Course Tracking - Create and track courses PAGE - 20

08

Conclusion - Learning Management System PAGE - 23

01

Introduction - Learning Management System

INTRODUCTION

A Learning Management System (LMS) is a digital platform designed to support modern education by centralizing learning resources, tracking student progress, and enabling effective communication between students and teachers. For students, an LMS fosters self-paced learning, interactive engagement, and access to personal feedback, encouraging deeper subject understanding. Teachers benefit from streamlined tools to monitor class performance, create assessments, and adjust learning plans based on real-time data, enhancing teaching effectiveness. School management gains insights into overall educational outcomes, allowing them to improve curriculum alignment and resource allocation. Our LMS web application brings all these functions together in an intuitive, feature-rich platform, empowering students, supporting teachers, and offering administrators a clear view of academic progress—ultimately driving better educational outcomes across the board.

There are many things that can be done using our LMS:

1. Home Dashboard for Students
2. Remote Lab and Simulations
3. AI Chatbot – Personalized Tutoring Assistant
4. Dashboard: Student Scores and Performance Tracking
5. Creating Quizzes – Customizable Quiz Controls
6. Course Tracking Page

LEARNING MANAGEMENT SYSTEM (LMS)

02

Home Dashboard for Students

HOME DASHBOARD FOR STUDENTS

The dashboard provides a central hub for students to manage their lessons, tasks, and group interactions. It offers quick access to all essential tools for learning and connecting with classmates, creating a smooth, engaging user experience.

KEY SECTIONS ON THE STUDENT HOME SCREEN EXAMPLE

Left Navigation Panel:

Students have quick links to Dashboard, Inbox, Lessons, Tasks, and Groups, enabling them to manage their academic activities efficiently.

Friends Section:

Students can view and chat with friends, initiate academic discussions, and even participate in friendly competitions. This feature encourages peer learning and motivates students through social interaction.

Right Panel:

A warm greeting, such as “Good morning, [Student Name]”, is displayed at the top, followed by notifications, inbox, and profile settings. This section also includes “Your Mentor” section. Here, students see a list of their teachers and assigned subjects, so they know exactly who to reach out to for help with specific topics.

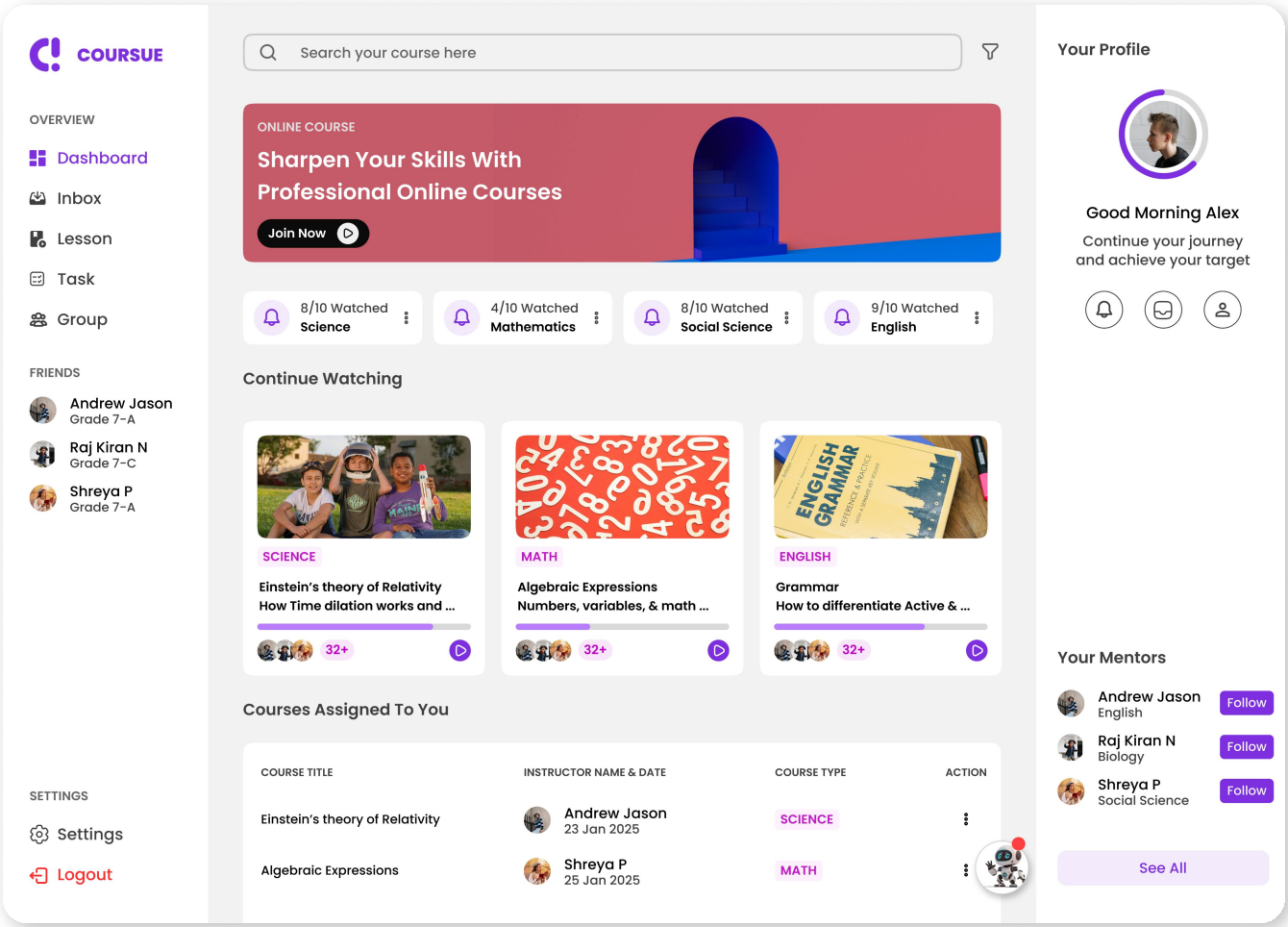

Middle Main Section:

Search and Filter Tools:

Students can search for courses or filter content, making it easy to locate and organize study materials.

Continue Watching Section:

This feature lets students pick up right where they left off, ensuring uninterrupted learning.

Courses Assigned to You:

Displays all assigned courses, helping students stay on top of their current subjects.

03

Remote laboratories and Simulations

REMOTE LABORATORIES AND SIMULATIONS

This interactive feature allows students to conduct virtual lab sessions in subjects like chemistry and physics. The simulations bring theoretical concepts to life, offering a safe and engaging way to experiment.

WHY IS IT IMPORTANT TO HAVE REMOTE LABS AND SIMULATIONS

Chemistry Simulations:

Students can explore how chemical reactions work without handling actual chemicals, visualizing processes at a molecular level.

Physics Simulations:

Complex physics principles, like motion or energy transfer, are made simple through interactive models and simulations, allowing students to test hypotheses and observe results in real-time.



04

AI Chatbot - Personalized Tutoring Assistant

INTRODUCTION



The AI chatbot in our LMS serves as a personalized tutoring assistant, providing students with targeted support based on their individual performance. This intelligent feature analyzes students' grades and identifies areas for improvement, offering custom guidance and tailored exercises. By focusing on each student's unique learning needs, the AI chatbot helps strengthen understanding in specific subjects, ensuring students receive timely, one-on-one support to build their confidence and mastery in key topics.

Example UI Walkthrough:

- In the example, Alex, a student, receives tutoring in math: algebra after the AI carefully analyzes his grades.
- The chatbot offers targeted guidance, practice problems, and real-time feedback, helping Alex improve in areas where he struggles.
- The AI's adaptability provides each student with customized resources and tips, ensuring they progress confidently and effectively.

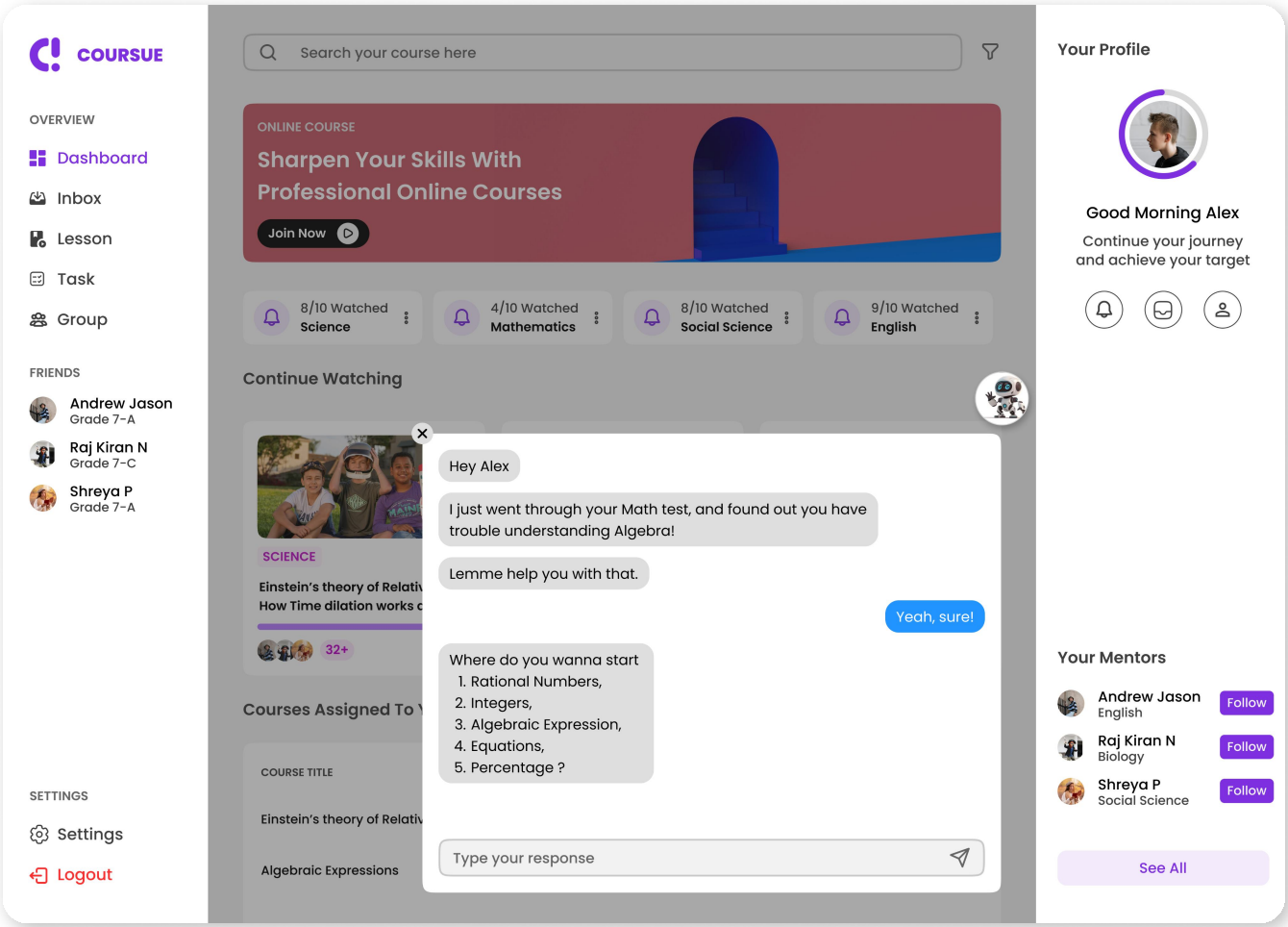
COURSUE
OVERVIEW
Dashboard
Inbox
Lesson
Task
Group
FRIENDS
Andrew Jason
Grade 7-A
Raj Kiran N
Grade 7-C
Shreya P
Grade 7-A
SETTINGS
Settings
Logout
Search your course here
ONLINE COURSE
Sharpen Your Skills With Professional Online Courses
Join Now
8/10 Watched Science
4/10 Watched Mathematics
8/10 Watched Social Science
9/10 Watched English
Continue Watching
SCIENCE
Einstein's theory of Relativ
How Time dilation works
32+
Courses Assigned To
COURSE TITLE
Einstein's theory of Relativ
Algebraic Expressions
Hey Alex
I just went through your Math test, and found out you have trouble understanding Algebra!
Lemme help you with that.
Yeah, sure!
Where do you wanna start
1. Rational Numbers,
2. Integers,
3. Algebraic Expression,
4. Equations,
5. Percentage ?
Type your response
Your Profile
Good Morning Alex
Continue your journey and achieve your target
Your Mentors
Andrew Jason
English
Follow
Raj Kiran N
Biology
Follow
Shreya P
Social Science
Follow
See All

05

Dashboard: Student Scores & Performance Tracking

DASHBOARD: STUDENT SCORES AND PERFORMANCE TRACKING

This dashboard provides a comprehensive view of student performance, allowing teachers to track overall class progress, identify high-achievers, and provide support where needed.

TEACHER'S ROLE IN LMS

The teacher interface of our LMS offers a robust toolkit for monitoring student progress, creating engaging assessments, and managing course materials. This makes it easy for teachers to support individual student needs and optimize their curriculum for better learning outcomes.





KEY FEATURES

Graphical Performance Overview:

Teachers can visualize scores in graph formats, tracking class averages, top scores, and trends over time.

Class Enrollment and Quiz Completion:

Teachers also see enrollment numbers and quiz completion rates, helping them gauge student engagement with course materials.



06

Creating Quizzes - Customizable Quiz Controls

CREATING QUIZZES - CUSTOMIZABLE QUIZ CONTROLS

The quiz creation tool in our LMS empowers teachers with customizable controls, allowing them to design assessments that meet the diverse learning needs of their students. This feature enables educators to tailor quizzes by adjusting parameters such as retaking incorrect answers, revealing scores at the end, or permitting students to skip questions and revisit them later. By providing these options, teachers can create assessments that not only evaluate knowledge but also support the learning process, fostering a more engaging and effective educational experience for all students.

Example UI Walkthrough:

The quiz creation example screen demonstrates the teacher's options:

Quiz Customization Options:

Teachers can decide whether students can reattempt incorrect answers, see their final score, skip questions and return to them later, and set a pass percentage to match the quiz's difficulty.

Instructions and Quiz Introduction:

The UI allows teachers to add a personalized introduction and clear instructions for each quiz, guiding students on what to expect and how to complete it.

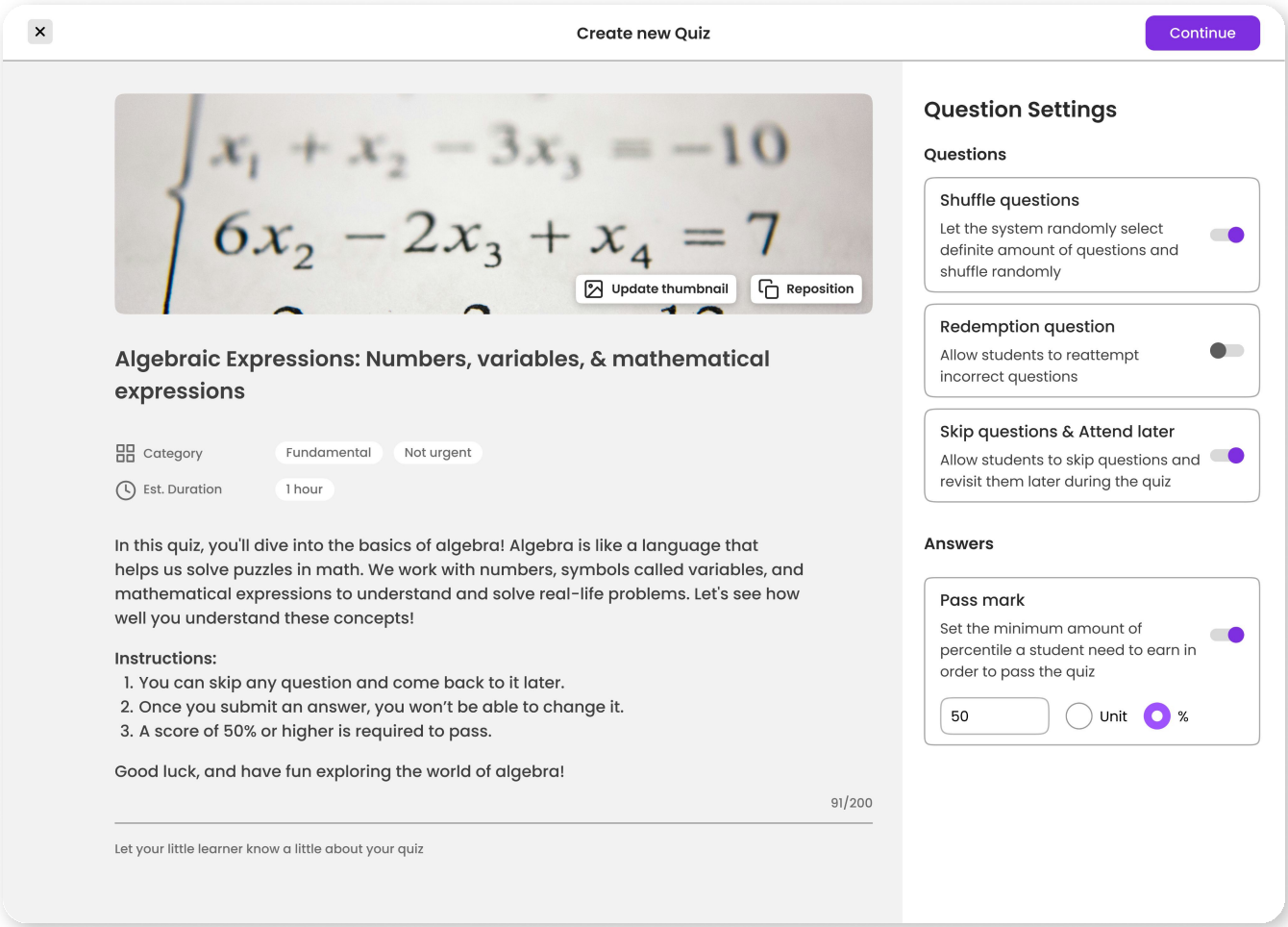

"Tell me and I forget, teach me and I remember, involve me and I learn."

~ Benjamin Franklin

07

Course Tracking - Create and track courses

COURSE TRACKING - CREATE AND TRACK COURSES

The Course Tracking Page is an essential feature of our LMS that empowers teachers to monitor the progress and engagement of their students throughout a course. By providing a comprehensive overview of enrollment, completion rates, and performance metrics, this tool enables educators to assess the effectiveness of their teaching strategies and make informed decisions to enhance learning outcomes.

Key Features and Walkthrough:

Enrollment Overview:

At a glance, teachers can see how many students are enrolled in each course. This feature helps educators understand class sizes and adjust their teaching methods accordingly to ensure effective engagement with all students.

Completion Rates:

The page provides insights into how many students have completed the course, allowing teachers to identify potential drop-offs and areas where students may struggle. This information is crucial for implementing timely interventions or offering additional support.

Performance Metrics:

Teachers can track grades and assess individual and class performance over time. This feature enables them to pinpoint trends in understanding and mastery of course content, allowing for tailored instruction and additional resources where needed.

Feedback and Adjustments:

With access to performance data, teachers can gather insights on which parts of the course are working well and which need improvement. They can use this feedback to modify course materials, quizzes, and teaching strategies, ensuring that they meet the evolving needs of their students.

Visual Data Representation:

The Course Tracking Page may include graphical representations of student performance and progress, making it easier for teachers to visualize data and communicate insights effectively during meetings or reports.

08

Conclusion - Learning Management System

CONCLUSION - LEARNING MANAGEMENT SYSTEM

The LMS is an all-in-one platform that supports both students and teachers, enhancing engagement, personalizing learning, and enabling effective course management. This solution is ideal for schools looking to improve both teaching quality and student outcomes.



THE END

LEARNING MANAGEMENT SYSTEM (LMS)